


**Welcome to the  
Fourth Grade  
Haudenosaunee  
Gallery Walk**



**I notice...**



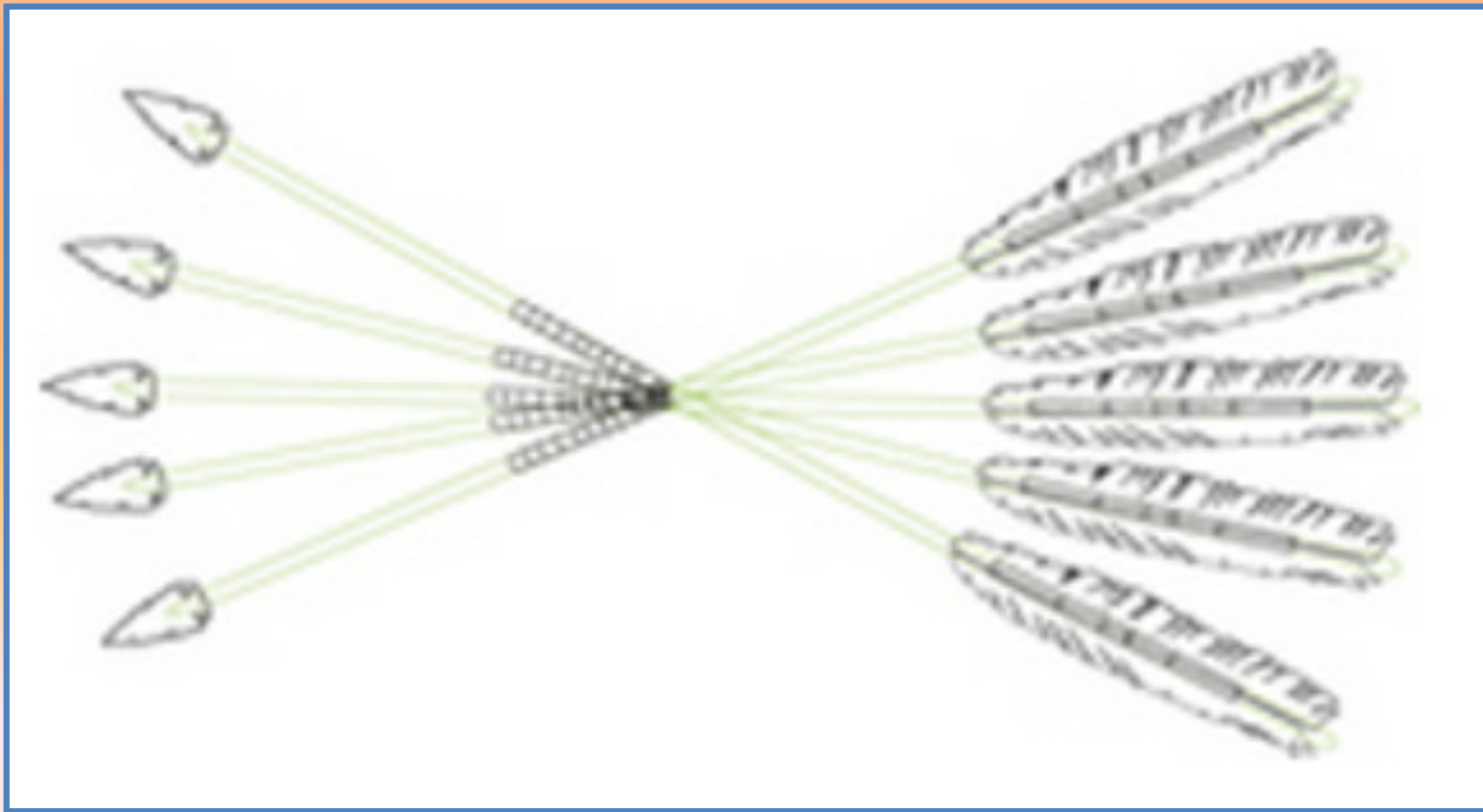
**I wonder...**




**I discovered...**

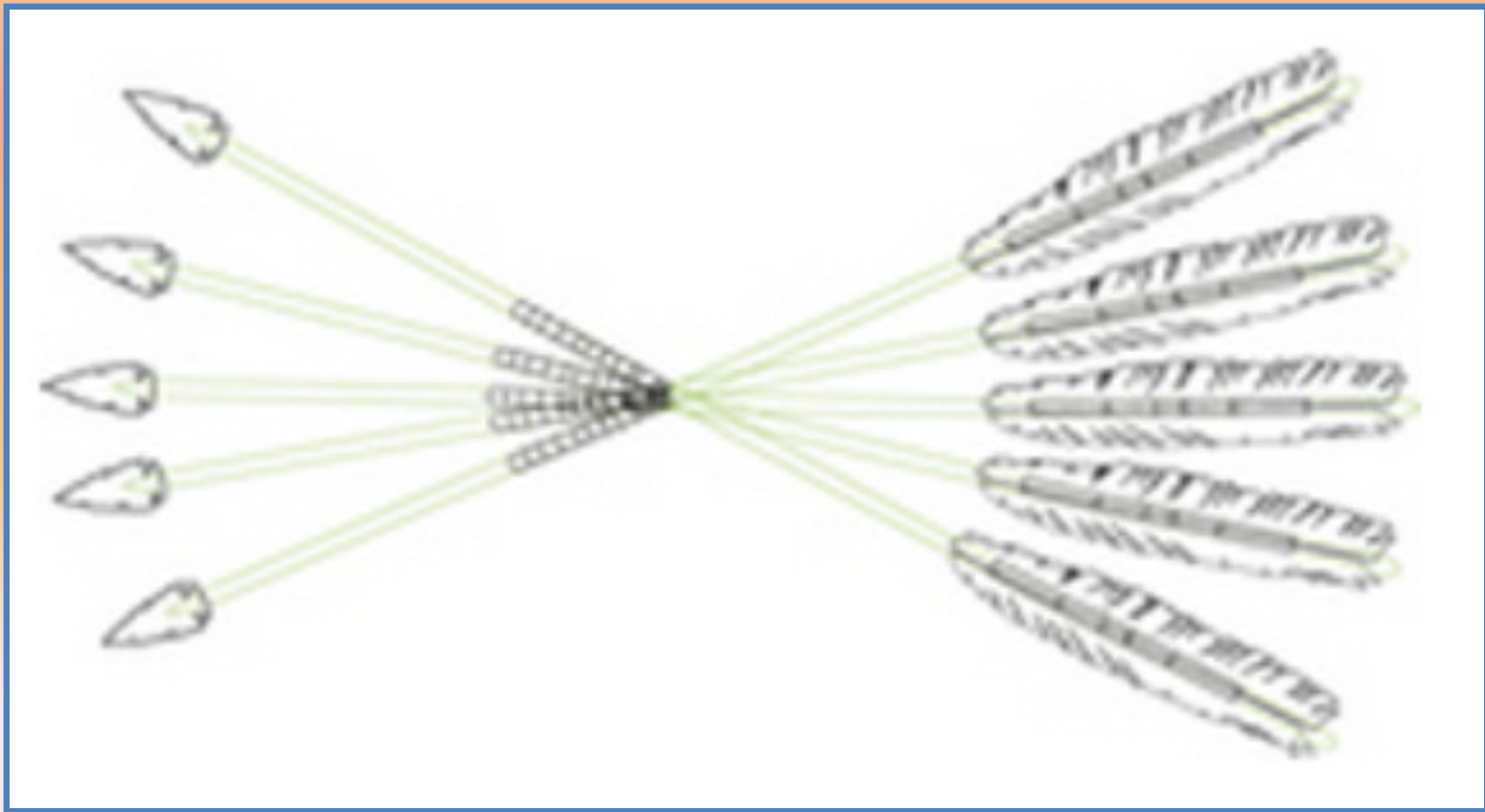


I notice... there are five arrows bundled together in the middle.





**I wonder...** why the arrows are bundled together. Is there a special meaning?





**I discovered... the five arrows represent the five nations of the Haudenosaunee agreeing to join together as one.**


**Five arrows together are strong.**

**One arrow alone is easy to break.**



I notice... a tree and a squiggly line above it. There are also roots and something lying in them.





**I wonder...** why this tree is important? I wonder what the squiggly line above the tree is? I also wonder what is that lying in the roots?





**I discovered...** the tree in the picture is called the Great Tree of Peace. It is a white pine. It symbolizes the Great Peace between all of the Haudenosaunee tribes.





I also discovered... the line above the tree is an eagle. The Peacemaker put it above the tree to watch over all the tribes to make sure everyone is keeping peace.









I also discovered... the item in the roots is a hatchet. The Haudenosaunee uprooted the tree, dug a hole, put the hatchet and all of their other weapons from their wars inside the hole, and replanted the tree over top of them. This showed that the Haudenosaunee wanted peace.






I notice... there are four squares and a tree.





**I wonder...** why there are lines connecting the squares and the tree.






**I discovered...** that the squares and the tree represent the five Haudenosaunee nations from East to West: the Mohawk, Oneida, Onondaga, Cayuga, and Seneca.

The lines connecting them show that they are united. The lines continue off to the sides to show that they are open to other nations joining them as allies.



I notice... there are people holding hands in a circle. I also notice a tree and animals in the center.





**I wonder...** why the eagle is on top of the tree. I wonder why the tree is the largest picture in the middle.






I discovered... the Seal of the Haudenosaunee shows all the chiefs united together, protecting the Tree of Peace and all the Haudenosaunee people in the 9 clans.






I notice... two dark purple lines and three white lines. There are strings hanging down on the sides.








**I wonder...** if this is a rug. What is it made out of and what is it used for?

I wonder why it is purple and white and if the two rows mean anything.







**I discovered...** that this is called the Two Row Wampum belt. It is made out of purple and white clam shells and it is a living treaty between the Dutch and Haudenosaunee.

The purple rows symbolize the peace and friendship between these two people. These rows are boats that travel side by side down the river of life and will not interfere with each other.




**I notice...** the building in  
made of branches and it has  
a bark covering.






**I wonder...** what it looks like on the inside.





I discovered... that it is called a longhouse and Haudenosaunee means "People of the Longhouse."



**Thank You  
for Visiting the  
Fourth Grade  
Haudenosaunee  
Gallery Walk**

